

* CY/CM14-1B外形尺寸见下列图表:

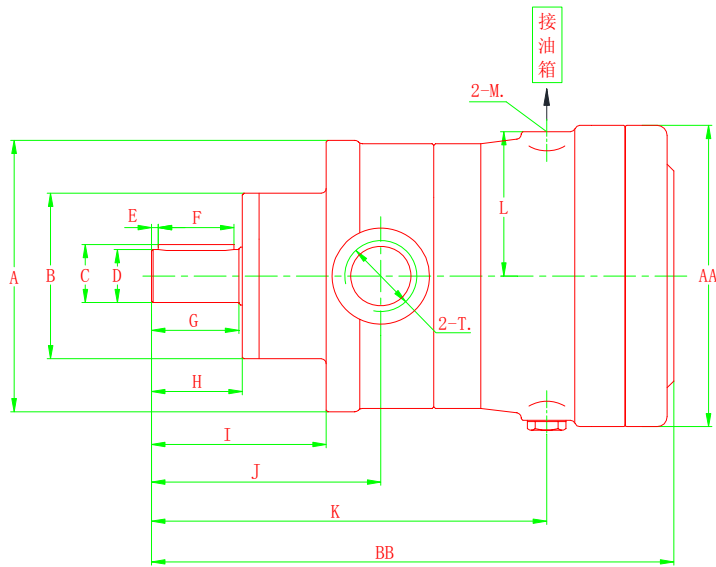
尺寸	规格																	
	螺纹连接												法兰连接					
	1.25/2.5*	5*	10*	25*	40*	63*/80*		160*	250*									
A	78×84	□95×95	φ 125	φ 150	φ 164	φ 190		φ 240	φ 280									
B	φ 52 f9	φ 60 f9	φ 75 f9	φ 100 f9	φ 100 f9	φ 120 f9		φ 150 f9	φ 180 f9									
C	15.8	22.5	27.5	32.5	35	42.8		58.5	63.9									
D	φ 14 h6	φ 20 h6	φ 25 h6	φ 30 h6	φ 32 h6	φ 40 h6		φ 55 h6	φ 60 h6									
E	3	3	4	4	4	4		4	5									
F	20	28	30	45	45	50		100	100									
G	25	32	40	52	49	60		108	110									
H	26	34	41	54	54	62		110	110									
I	62	72.5	86	104	104	122		178	212									
J	77	90	109	134	136	157		228	272									
K	119	142.5	194	246	236	300		420	502									
L	44	48	71	83	87	108		145	170									
M	M10×1-7H	M14×1.5-7H	M14×1.5-7H	M14×1.5-7H	M18×1.5-7H	M18×1.5-7H		M22×1.5-7H	M22×1.5-7H									
N	M8-7H	M8-7H	M10-7H	M10-7H	M10-7H	M12-7H		M16-7H	M20-7H									
P	-	-	-	-	-	-		M16-7H	M20-7H									
Q	5h9	6h9	8h9	8h9	10h9	12h9		16h9	16h9									
R	φ 80	φ 90	φ 100	φ 125	φ 136	φ 155		φ 198	φ 230									
S	84	95	142	172	180	200		340	420									
T	M18×1.5-7H	M22×1.5-7H	M22×1.5-7H	M33×2-7H	M39×2-7H	M42×2-7H (63*) M48×2-7H (80*)		Φ50 (1000r/min) Φ55 (1500r/min)	Φ55 (1000r/min) Φ65 (1500r/min)									
U	-	-	-	-	-	-		Φ64 (1000r/min) Φ70 (1500r/min)	Φ76 (1000r/min) Φ76 (1500r/min)									
V	-	-	-	-	-	-		90	110									
W	-	-	-	-	-	-		25	25									
X	-	-	294	362	362	439		589	690									
Y	-	-	258	317	317	390		529	626									
AA	φ 92	φ 102	φ 150	φ 170	φ 182	φ 225		φ 300	φ 360									
BB	171	196.5	253	308	311	385		525	622									
CC	-	-	23.4	36.4	29	43.4		42.8	57									
DD	-	-	M6-6g	M8-6g	M8-6g	M8-6g		M8-6g	M8-6g									
XX	-	-	-	-	-	429		579	680									
YY	-	-	-	-	-	φ 10 φ 20		φ 20	φ 20									
ZZ	-	-	-	-	-	26 45		50	50									
EE	-	-	105 97 88 130 100	140 127 102 159 130	138 133 138 168 133	157 160 130 180 155	180 178 167 / 177	215 215 203 / 207										
FF	-	-	242 289 231 287 276	320 352 263 339 298	336 349 296 344 302	354 397 306 377 365	399 453 405 / 421	461 522 465 / 518										
变量形式			C Y S MY P	C Y S MY P	C Y S MY P	C Y S MY P	C Y S MY P	C Y S MY P	C Y S MY P	C Y S MY P	C Y S MY P	C Y S MY P	C Y S MY P	C Y S MY P	C Y S MY P	C Y S MY P	C Y S MY P	

备注: ① 100/120*CY14-1B柱塞泵相关尺寸参样本第20~23页《新产品系列》。

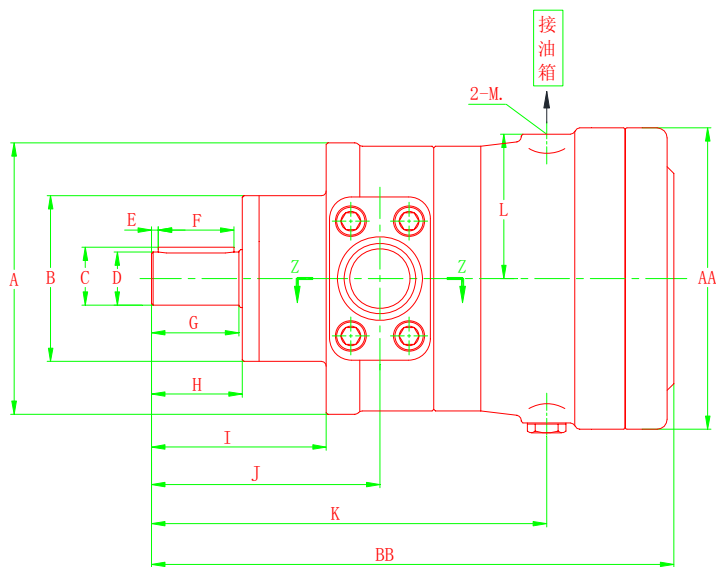
② 如需ZCY/LZCY等其他柱塞泵详细参数, 请联系我公司。

③ 以上型号规格尺寸仅供参考, 如有变动, 恕不另行通知。

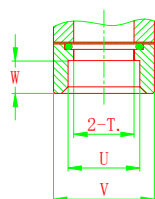
MCY14-1B轴向柱塞泵外形尺寸



↑ 螺纹连接

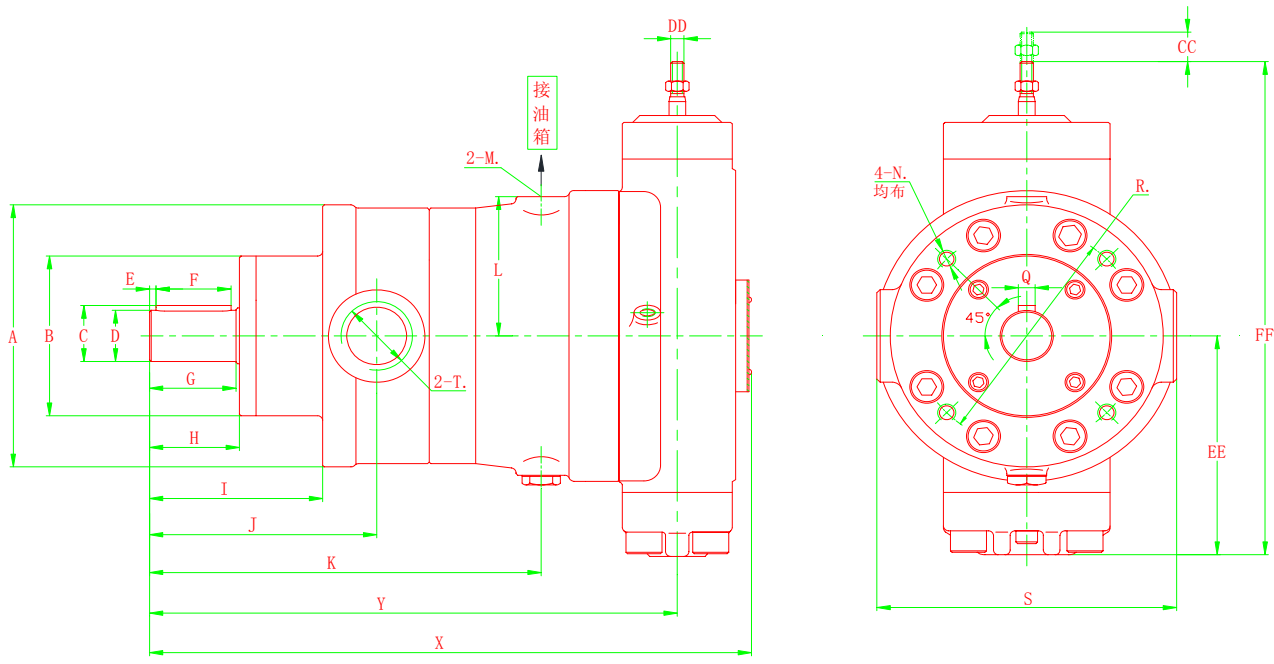


Z-Z

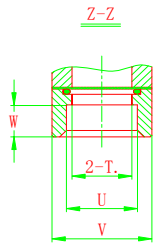
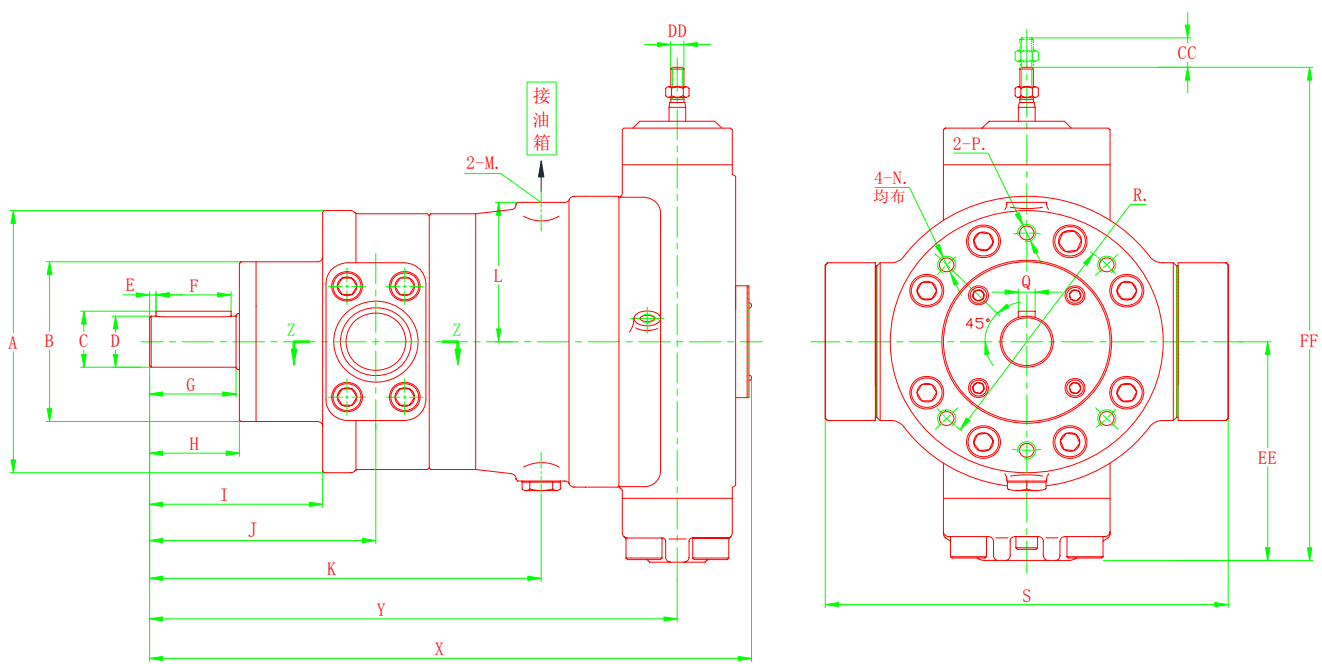


↑ 法兰连接

CCY14-1B轴向柱塞泵外形尺寸

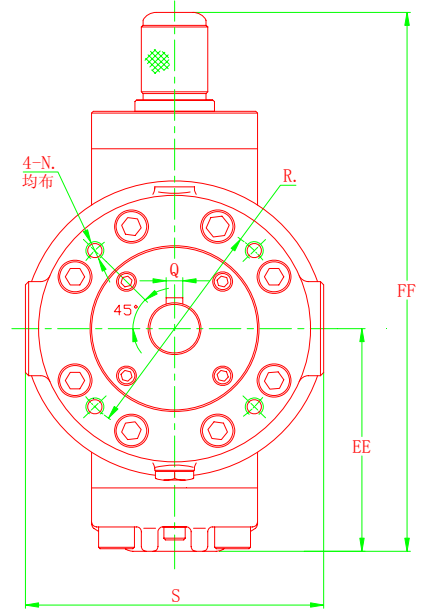
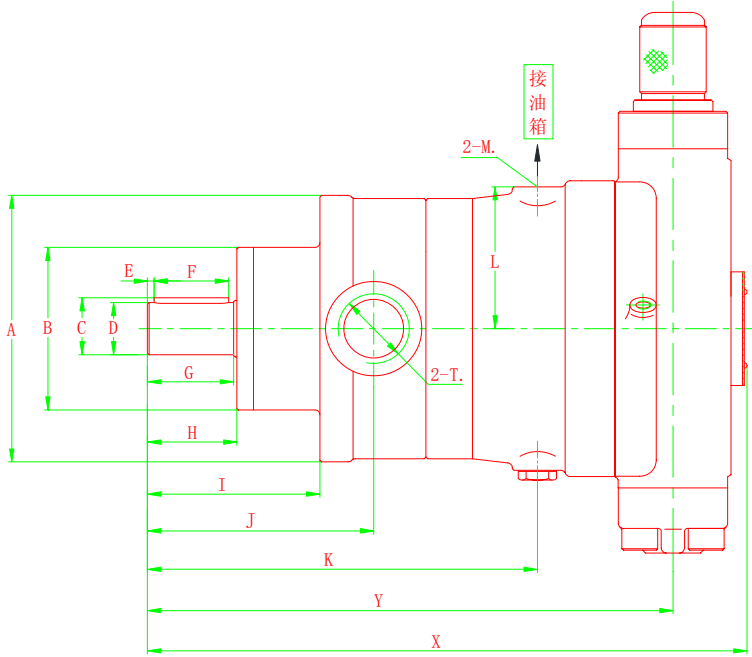


↑ 螺纹连接

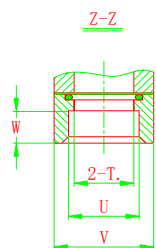
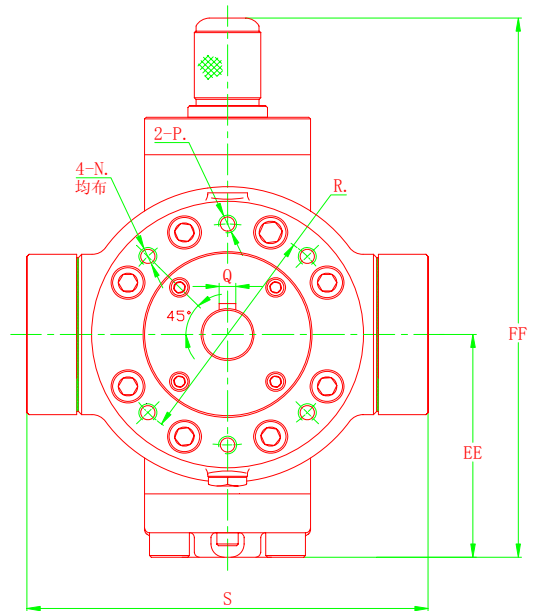
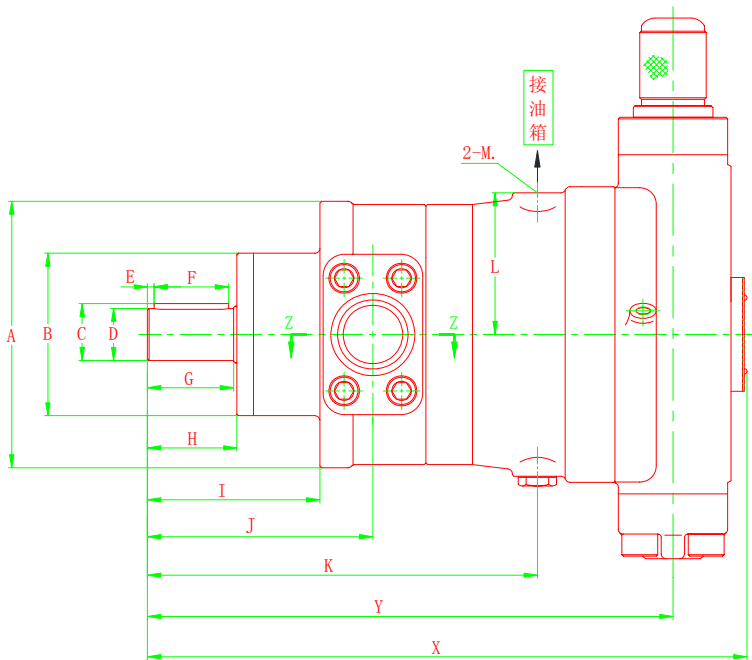


↑ 法兰连接

MY_Y CY14-1B轴向柱塞泵外形尺寸

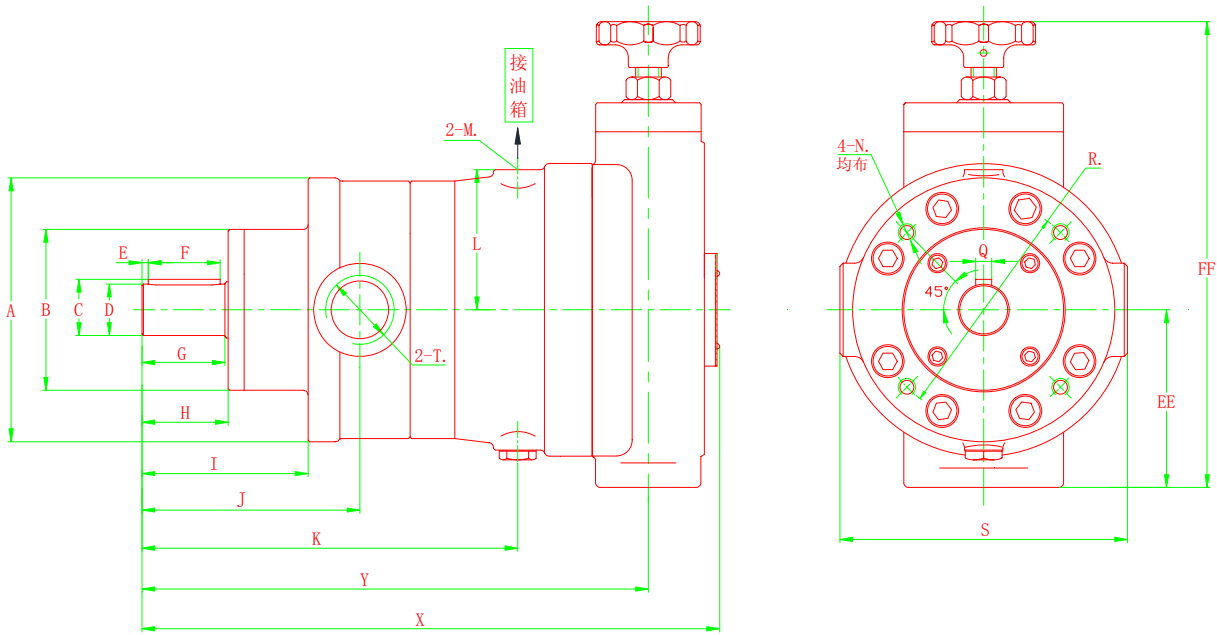


↑ 螺纹连接

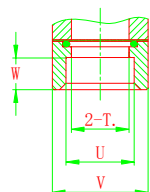
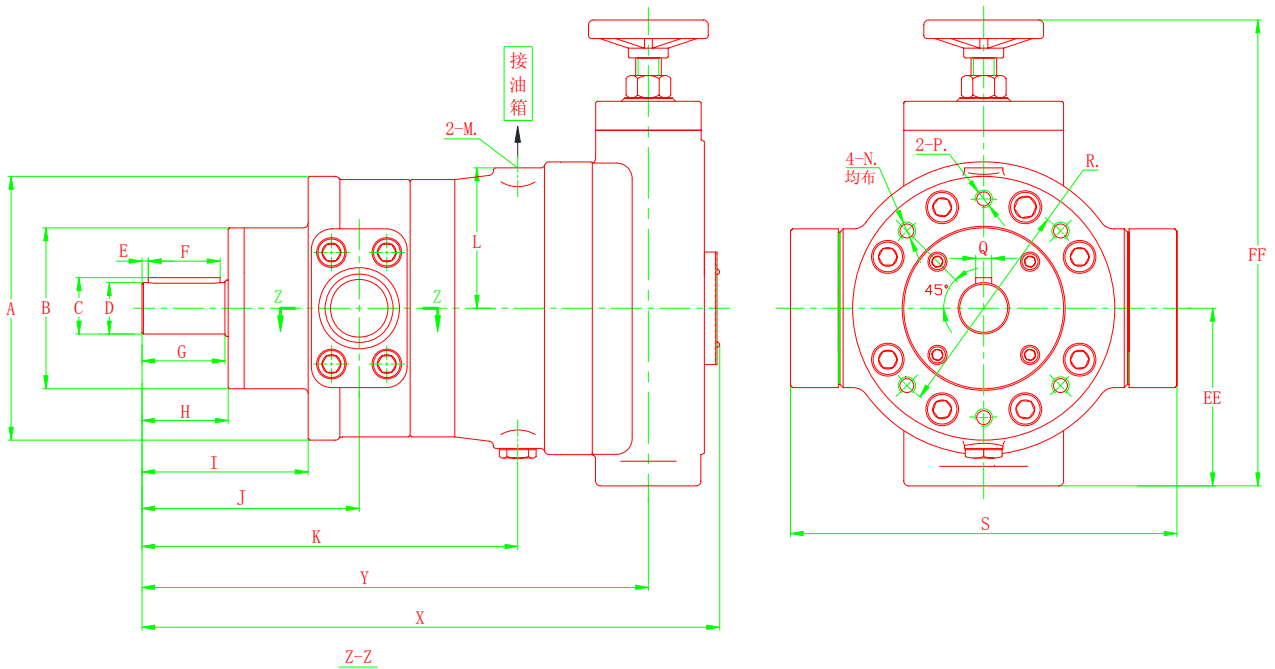


↑ 法兰连接

SCY14-1B轴向柱塞泵外形尺寸

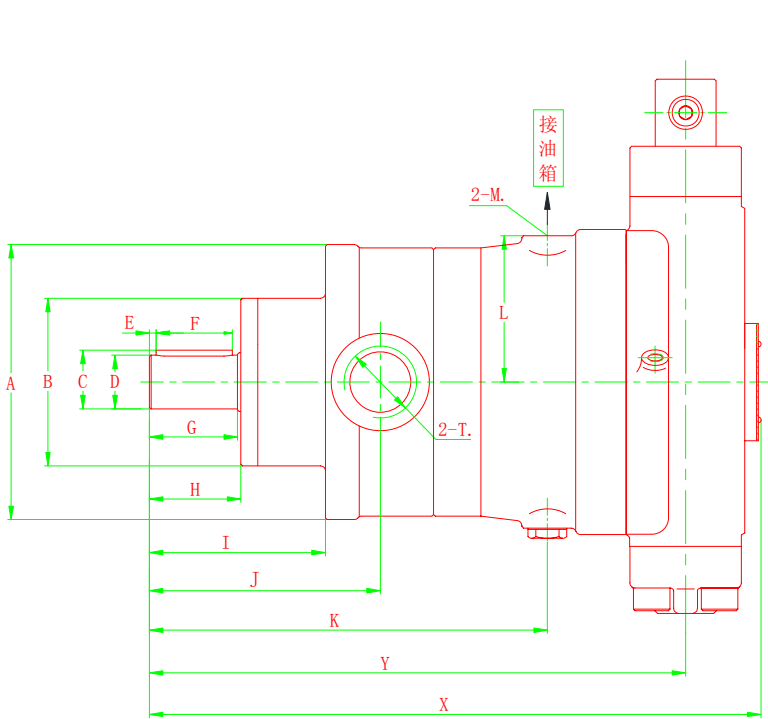


↑ 螺纹连接

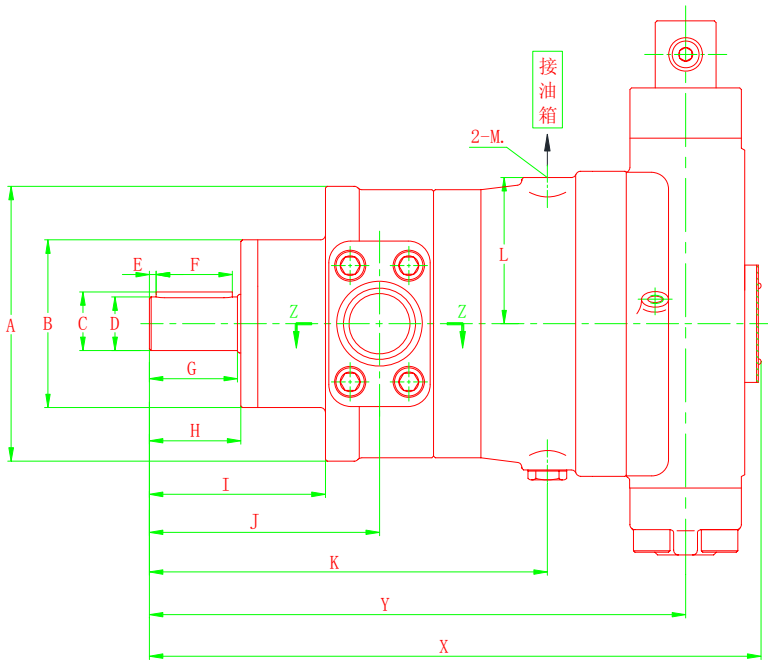
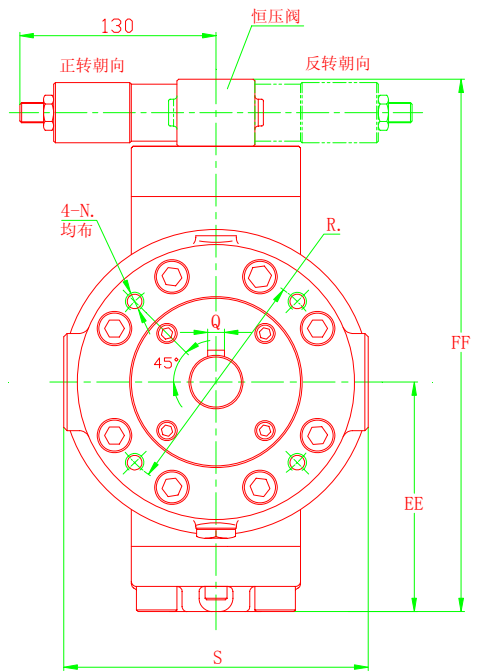


↑ 法兰连接

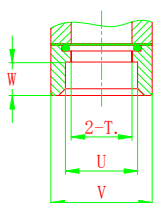
PCY14-1B轴向柱塞泵外形尺寸



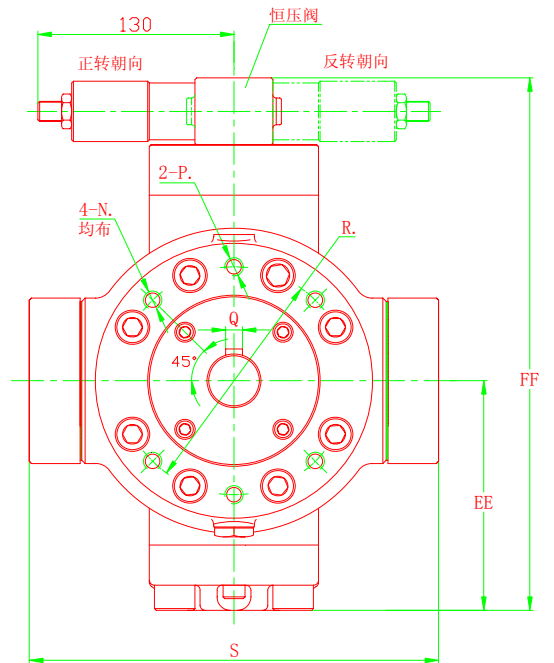
↑ 螺纹连接



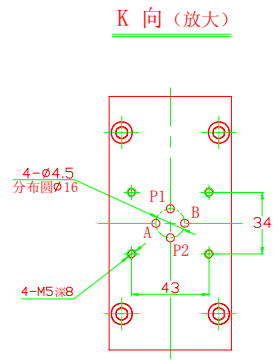
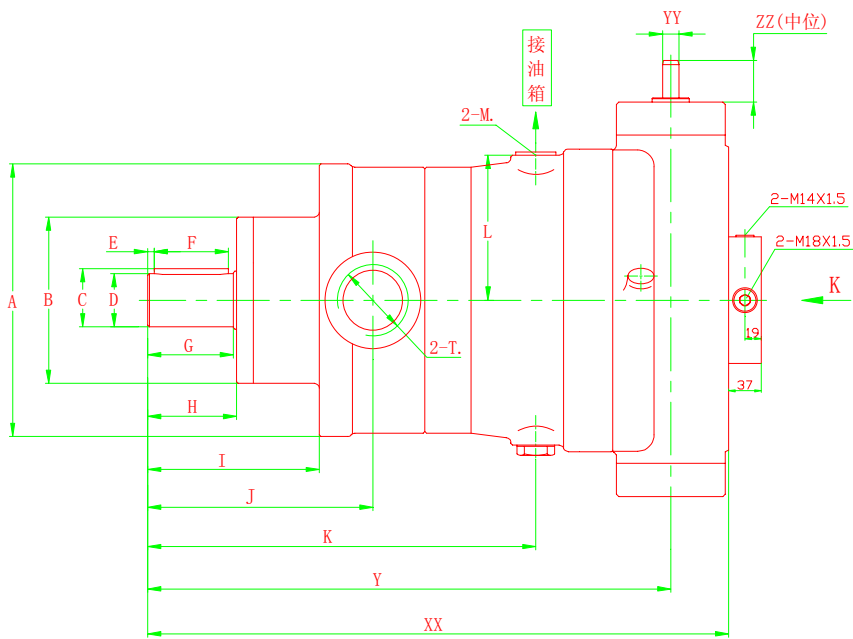
Z-Z



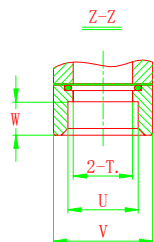
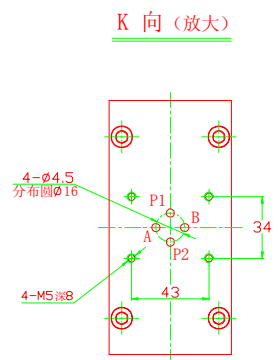
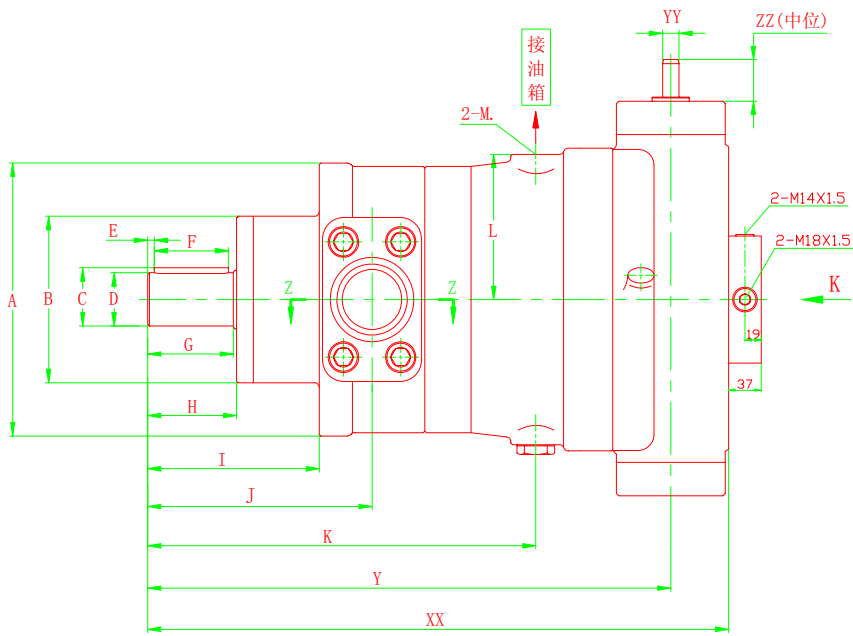
↑ 法兰连接



ZCY14-1B轴向柱塞泵外形尺寸

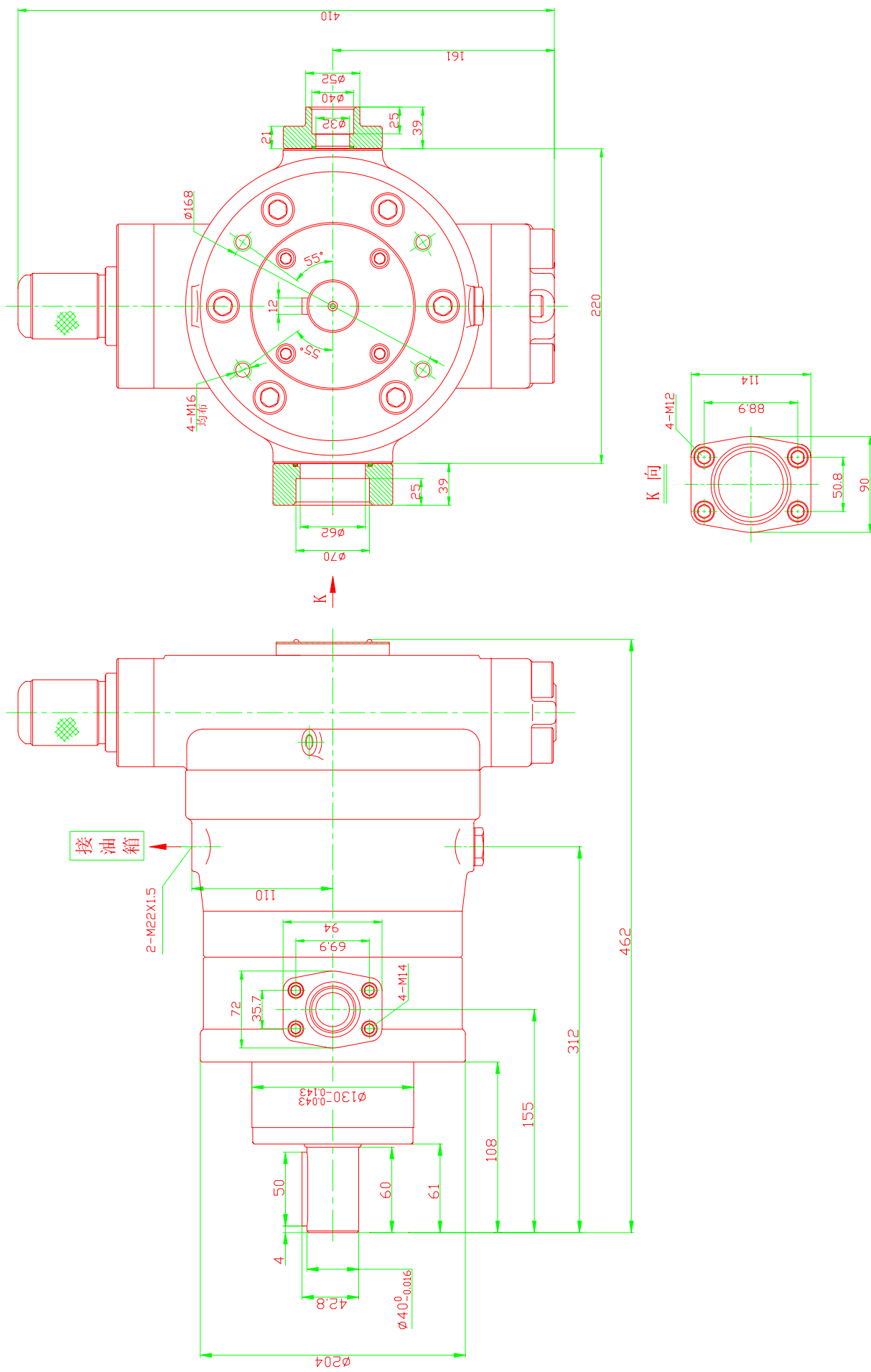


↑ 螺纹连接



↑ 法兰连接

100/120YCY14-1B 轴向柱塞泵外形尺寸



100/120SCY14-1B 手动变量泵

